



Location: CMA1b - Oil St Community Liaison Centre

Report on 24-hour TSP monitoring

Action Level ($\mu\text{g}/\text{m}^3$) - 176.7

Limit Level ($\mu\text{g}/\text{m}^3$) - 260

Date	Sampling Time	Weather Condition	Filter paper no.	Filter Weight, g		Elapse Time, hr		Sampling Time, hr	Flow Rate, m^3/min			Total Volume, m^3	TSP Level, $\mu\text{g}/\text{m}^3$
				Initial	Final	Initial	Final		Initial, Q_{si}	Final, Q_{sf}	Average		
19/11/2011*	15:00	Fine	001585	2.7547	2.8549	77.08	101.08	24.00	1.31	1.32	1.32	1895	53
24/11/2011	8:00	Fine	001584	2.7428	2.9485	101.08	125.08	24.00	1.32	1.32	1.32	1905	108

The TSP monitoring at CMA1b was reinstated on 14 November 2011 as the permission of HVS installation was granted from the FEHD depot owner
 *Due to lack of electricity supply, 24hr-TSP was rescheduled from 18 November 2011 to 19 November 2011

Report on 1-hour TSP monitoring

Action Level ($\mu\text{g}/\text{m}^3$) - 320.1

Limit Level ($\mu\text{g}/\text{m}^3$) - 500

Date	Sampling Time	Weather Condition	Filter paper no.	Filter Weight, g		Elapse Time, hr		Sampling Time, hr	Flow Rate, m^3/min			Total Volume, m^3	TSP Level, $\mu\text{g}/\text{m}^3$
				Initial	Final	Initial	Final		Initial, Q_{si}	Final, Q_{sf}	Average		
14/11/2011	8:00	Fine	001467	2.7784	2.7954	58.38	59.38	1.00	1.32	1.32	1.32	79	215
14/11/2011	13:00	Fine	001452	2.7510	2.7653	59.38	60.37	0.99	1.32	1.32	1.32	78	182
14/11/2011	16:49	Fine	001546	2.7748	2.7878	60.37	61.40	1.03	1.32	1.32	1.32	82	159
19/11/2011	8:00	Fine	001464	2.7567	2.7647	74.08	75.08	1.00	1.31	1.31	1.31	79	102
19/11/2011	9:35	Fine	001590	2.7628	2.7709	75.08	76.08	1.00	1.31	1.31	1.31	79	103
19/11/2011	13:00	Fine	001586	2.7662	2.7712	76.08	77.08	1.00	1.31	1.31	1.31	79	63
25/11/2011	8:30	Fine	001599	2.7694	2.7868	125.08	126.08	1.00	1.32	1.32	1.32	79	219
25/11/2011	10:26	Fine	001620	2.7810	2.7911	126.08	127.08	1.00	1.37	1.37	1.37	82	123
25/11/2011	13:00	Fine	001618	2.7504	2.7615	127.08	128.08	1.00	1.32	1.32	1.32	79	140



Location: CMA2a - Causeway Bay Community Centre

Report on 24-hour TSP monitoring

Action Level ($\mu\text{g}/\text{m}^3$) - 169.5

Limit Level ($\mu\text{g}/\text{m}^3$) - 260

Date	Sampling Time	Weather Condition	Filter paper no.	Filter Weight, g		Elapse Time, hr		Sampling Time, hr	Flow Rate, m^3/min			Total Volume, m^3	TSP Level, $\mu\text{g}/\text{m}^3$
				Initial	Final	Initial	Final		Initial, Q_{si}	Final, Q_{sf}	Average		
1-Nov-11	8:00	Fine	001392	2.7717	2.9308	9819.86	9843.87	24.01	1.38	1.38	1.38	1988	80
7-Nov-11	8:00	Cloudy	001440	2.7928	2.9026	9846.87	9870.86	23.99	1.40	1.40	1.40	2018	54
12-Nov-11	8:00	Fine	001516	2.7781	2.9228	9873.86	9897.86	24.00	1.39	1.39	1.39	1995	73
18-Nov-11	8:00	Fine	001550	2.7516	2.8599	9900.87	9924.87	24.00	1.37	1.38	1.38	1980	55
24-Nov-11	8:00	Fine	001626	2.7645	3.0149	9927.82	9951.86	24.04	1.36	1.36	1.36	1964	127

Report on 1-hour TSP monitoring

Action Level ($\mu\text{g}/\text{m}^3$) - 323.4

Limit Level ($\mu\text{g}/\text{m}^3$) - 500

Date	Sampling Time	Weather Condition	Filter paper no.	Filter Weight, g		Elapse Time, hr		Sampling Time, hr	Flow Rate, m^3/min			Total Volume, m^3	TSP Level, $\mu\text{g}/\text{m}^3$
				Initial	Final	Initial	Final		Initial, Q_{si}	Final, Q_{sf}	Average		
2-Nov-11	8:05	Fine	001428	2.7925	2.8045	9843.87	9844.87	1.00	1.41	1.41	1.41	84	142
2-Nov-11	9:08	Fine	001430	2.7738	2.7840	9844.87	9845.87	1.00	1.41	1.41	1.41	84	121
2-Nov-11	10:15	Fine	001432	2.7832	2.7921	9845.87	9846.87	1.00	1.41	1.41	1.41	84	105
8-Nov-11	8:58	Cloudy	001505	2.7556	2.7594	9870.86	9871.86	1.00	1.41	1.41	1.41	84	45
8-Nov-11	10:04	Cloudy	001503	2.7641	2.7674	9871.86	9872.86	1.00	1.41	1.41	1.41	84	39
8-Nov-11	11:00	Cloudy	001499	2.7686	2.7718	9872.86	9873.86	1.00	1.41	1.41	1.41	84	38
14-Nov-11	13:00	Fine	001451	2.7732	2.7862	9897.86	9898.86	1.00	1.38	1.38	1.38	83	156
14-Nov-11	14:46	Fine	001545	2.7658	2.7779	9898.86	9899.87	1.01	1.38	1.38	1.38	84	144
14-Nov-11	15:51	Fine	001547	2.7634	2.7743	9899.87	9900.87	1.00	1.38	1.38	1.38	83	131
19-Nov-11	8:15	Fine	001465	2.7632	2.7707	9924.87	9925.87	1.00	1.38	1.38	1.38	83	91
19-Nov-11	9:30	Fine	001538	2.7636	2.7747	9925.87	9926.87	1.00	1.38	1.38	1.38	83	134
19-Nov-11	13:00	Fine	001574	2.8449	2.8501	9926.87	9927.87	1.00	1.38	1.38	1.38	83	63
25-Nov-11	8:37	Fine	001625	2.7638	2.7803	9951.86	9952.86	1.00	1.39	1.38	1.39	83	198
25-Nov-11	10:15	Fine	001621	2.7892	2.8021	9952.86	9953.86	1.00	1.39	1.39	1.39	83	155
25-Nov-11	13:00	Fine	001619	2.7974	2.8083	9953.86	9954.86	1.00	1.41	1.41	1.41	85	128



Location: CMA3a - CWB PRE Site Office Area

Report on 24-hour TSP monitoring
 Action Level ($\mu\text{g}/\text{m}^3$) - 171
 Limit Level ($\mu\text{g}/\text{m}^3$) - 260

Date	Sampling Time	Weather Condition	Filter paper no.	Filter Weight, g		Elapse Time, hr		Sampling Time, hr	Flow Rate, m^3/min			Total Volume, m^3	TSP Level, $\mu\text{g}/\text{m}^3$
				Initial	Final	Initial	Final		Initial, Q_{si}	Final, Q_{sf}	Average		
1-Nov-11	8:00	Fine	001497	2.7602	2.9928	10388.61	10412.37	23.76	1.43	1.43	1.43	2046	114
7-Nov-11	8:00	Cloudy	001520	2.7782	2.9203	10415.37	10439.37	24.00	1.46	1.46	1.46	2098	68
12-Nov-11	8:00	Fine	001540	2.7867	2.9609	10442.37	10466.37	24.00	1.44	1.44	1.44	2074	84
18-Nov-11	8:00	Fine	001535	2.7546	2.8799	10469.37	10492.45	23.08	1.48	1.48	1.48	2052	61
24-Nov-11	8:00	Fine	001580	2.7732	3.1018	10495.45	10519.41	23.96	1.50	1.50	1.50	2151	153

Report on 1-hour TSP monitoring
 Action Level ($\mu\text{g}/\text{m}^3$) - 311.3
 Limit Level ($\mu\text{g}/\text{m}^3$) - 500

Date	Sampling Time	Weather Condition	Filter paper no.	Filter Weight, g		Elapse Time, hr		Sampling Time, hr	Flow Rate, m^3/min			Total Volume, m^3	TSP Level, $\mu\text{g}/\text{m}^3$
				Initial	Final	Initial	Final		Initial, Q_{si}	Final, Q_{sf}	Average		
2-Nov-11	9:37	Fine	001476	2.7671	2.7797	10412.37	10413.37	1.00	1.36	1.36	1.36	81	155
2-Nov-11	13:00	Fine	001433	2.7838	2.7968	10413.37	10414.37	1.00	1.38	1.38	1.38	83	157
2-Nov-11	15:00	Fine	001471	2.7770	2.7912	10414.37	10415.37	1.00	1.38	1.38	1.38	83	171
8-Nov-11	9:10	Cloudy	001518	2.7710	2.7762	10439.37	10440.37	1.00	1.54	1.54	1.54	92	56
8-Nov-11	10:15	Cloudy	001517	2.7762	2.7822	10440.37	10441.37	1.00	1.28	1.28	1.28	77	78
8-Nov-11	13:00	Cloudy	001446	2.7712	2.7773	10441.37	10442.37	1.00	1.43	1.43	1.43	86	71
14-Nov-11	13:03	Fine	001455	2.7552	2.7691	10466.37	10467.37	1.00	1.41	1.41	1.41	85	164
14-Nov-11	14:55	Fine	001457	2.7611	2.7766	10467.37	10468.37	1.00	1.44	1.44	1.44	86	179
14-Nov-11	16:10	Fine	001533	2.7477	2.7616	10468.37	10469.37	1.00	1.41	1.41	1.41	85	164
19-Nov-11	8:35	Fine	001453	2.7812	2.7905	10492.45	10493.45	1.00	1.41	1.41	1.41	84	110
19-Nov-11	10:00	Fine	001572	2.8325	2.8421	10493.45	10494.45	1.00	1.43	1.43	1.43	86	112
19-Nov-11	13:00	Fine	001587	2.7609	2.7673	10494.45	10495.45	1.00	1.41	1.41	1.41	84	76
25-Nov-11	9:15	Fine	001600	2.7685	2.7881	10519.41	10520.41	1.00	1.50	1.49	1.49	90	219
25-Nov-11	13:00	Fine	001591	2.7827	2.8006	10520.41	10521.41	1.00	1.44	1.44	1.44	87	207
25-Nov-11	15:15	Fine	001606	2.7494	2.7664	10521.41	10522.41	1.00	1.44	1.44	1.44	87	196



Location: CMA4a - SPCA

Report on 24-hour TSP monitoring

Action Level ($\mu\text{g}/\text{m}^3$) - 171.2
Limit Level ($\mu\text{g}/\text{m}^3$) - 260

Date	Sampling Time	Weather Condition	Filter paper no.	Filter Weight, g		Elapse Time, hr		Sampling Time, hr	Flow Rate, m^3/min			Total Volume, m^3	TSP Level, $\mu\text{g}/\text{m}^3$
				Initial	Final	Initial	Final		Initial, Q_{si}	Final, Q_{sf}	Average		
1-Nov-11	8:00	Fine	001498	2.7650	2.9099	14038.31	14062.31	24.00	1.13	1.13	1.13	1621	89
7-Nov-11	8:00	Cloudy	001511	2.7514	2.8226	14065.31	14089.30	23.99	1.05	1.05	1.05	1516	47
12-Nov-11	8:00	Fine	001448	2.7739	2.9055	14092.31	14116.31	24.00	1.13	1.13	1.13	1627	81
18-Nov-11	8:00	Fine	001534	2.7527	2.8379	14119.30	14143.30	24.00	1.10	1.10	1.10	1582	54
24-Nov-11	8:00	Fine	001627	2.7866	3.0045	14146.30	14170.30	24.00	1.16	1.16	1.16	1664	131

Report on 1-hour TSP monitoring

Action Level ($\mu\text{g}/\text{m}^3$) - 312.5
Limit Level ($\mu\text{g}/\text{m}^3$) - 500

Date	Sampling Time	Weather Condition	Filter paper no.	Filter Weight, g		Elapse Time, hr		Sampling Time, hr	Flow Rate, m^3/min			Total Volume, m^3	TSP Level, $\mu\text{g}/\text{m}^3$
				Initial	Final	Initial	Final		Initial, Q_{si}	Final, Q_{sf}	Average		
2-Nov-11	9:22	Fine	001477	2.7721	2.7788	14062.31	14063.31	1.00	1.01	1.01	1.01	61	111
2-Nov-11	13:00	Fine	001439	2.7892	2.7961	14063.31	14064.31	1.00	1.10	1.10	1.10	66	104
2-Nov-11	14:55	Fine	001482	2.7875	2.7943	14064.31	14065.31	1.00	1.06	1.06	1.06	63	107
8-Nov-11	8:56	Cloudy	001519	2.7907	2.7935	14089.30	14090.30	1.00	1.10	1.10	1.10	66	42
8-Nov-11	10:05	Cloudy	001443	2.7812	2.7850	14090.30	14091.30	1.00	1.15	1.15	1.15	69	55
8-Nov-11	13:22	Cloudy	001447	2.7612	2.7648	14091.30	14092.30	1.00	1.15	1.15	1.15	69	52
14-Nov-11	13:00	Fine	001454	2.7507	2.7602	14116.30	14117.30	1.00	1.11	1.11	1.11	66	143
14-Nov-11	14:52	Fine	001531	2.7655	2.7744	14117.30	14118.30	1.00	1.11	1.11	1.11	66	134
14-Nov-11	16:56	Fine	001532	2.7557	2.7630	14118.30	14119.30	1.00	1.11	1.11	1.11	66	110
19-Nov-11	8:32	Fine	001536	2.7355	2.7423	14143.30	14144.30	1.00	1.10	1.10	1.10	66	103
19-Nov-11	9:50	Fine	001571	2.8522	2.8573	14144.30	14145.30	1.00	1.10	1.10	1.10	66	77
19-Nov-11	10:53	Fine	001573	2.8285	2.8338	14145.30	14146.30	1.00	1.10	1.10	1.10	66	80
25-Nov-11	9:09	Fine	001624	2.7828	2.7927	14170.30	14171.30	1.00	1.16	1.15	1.15	69	143
25-Nov-11	13:00	Fine	001592	2.7540	2.7629	14171.30	14172.30	1.00	1.16	1.16	1.16	69	128
25-Nov-11	15:00	Fine	001605	2.7661	2.7753	14172.30	14173.30	1.00	1.16	1.16	1.16	69	133



Location: CMA5a - Children Garden opposite to Pedestrian Plaza

Report on 24-hour TSP monitoring

Action Level ($\mu\text{g}/\text{m}^3$) - 181
 Limit Level ($\mu\text{g}/\text{m}^3$) - 260

Date	Sampling Time	Weather Condition	Filter paper no.	Filter Weight, g		Elapse Time, hr		Sampling Time, hr	Flow Rate, m^3/min			Total Volume, m^3	TSP Level, $\mu\text{g}/\text{m}^3$
				Initial	Final	Initial	Final		Initial, Q_{si}	Final, Q_{sf}	Average		
1-Nov-11	8:00	Fine	001393	2.7831	2.9374	15021.19	15045.18	23.99	1.18	1.18	1.18	1693	91
7-Nov-11	8:00	Cloudy	001481	2.7868	2.8917	15048.18	15072.18	24.00	1.17	1.17	1.17	1688	62
12-Nov-11	8:00	Fine	001469	2.7843	2.9289	15075.18	15099.18	24.00	1.21	1.21	1.21	1742	83
18-Nov-11	8:00	Fine	001459	2.7614	2.8833	15102.18	15126.18	24.00	1.17	1.17	1.17	1686	72
24-Nov-11	8:00	Fine	001577	2.7806	3.0177	15129.18	15153.17	23.99	1.18	1.19	1.18	1705	139

Report on 1-hour TSP monitoring

Action Level ($\mu\text{g}/\text{m}^3$) - 332
 Limit Level ($\mu\text{g}/\text{m}^3$) - 500

Date	Sampling Time	Weather Condition	Filter paper no.	Filter Weight, g		Elapse Time, hr		Sampling Time, hr	Flow Rate, m^3/min			Total Volume, m^3	TSP Level, $\mu\text{g}/\text{m}^3$
				Initial	Final	Initial	Final		Initial, Q_{si}	Final, Q_{sf}	Average		
2-Nov-11	8:45	Fine	001475	2.7631	2.7760	15045.18	15046.18	1.00	1.06	1.06	1.06	64	202
2-Nov-11	10:00	Fine	001479	2.7729	2.7816	15046.18	15047.18	1.00	1.09	1.09	1.09	66	133
2-Nov-11	13:00	Fine	001435	2.7833	2.7894	15047.18	15048.18	1.00	1.06	1.06	1.06	64	96
8-Nov-11	8:10	Cloudy	001470	2.7838	2.7879	15072.18	15073.18	1.00	1.26	1.26	1.26	76	54
8-Nov-11	9:15	Cloudy	001441	2.7849	2.7895	15073.18	15074.18	1.00	1.26	1.26	1.26	76	61
8-Nov-11	10:35	Cloudy	001449	2.7622	2.7668	15074.18	15075.18	1.00	1.26	1.26	1.26	76	61
14-Nov-11	9:46	Fine	001514	2.7775	2.7892	15099.18	15100.18	1.00	1.24	1.24	1.24	74	158
14-Nov-11	13:15	Fine	001456	2.7570	2.7681	15100.18	15101.18	1.00	1.24	1.24	1.24	74	150
14-Nov-11	14:40	Fine	001483	2.7907	2.8036	15101.18	15102.18	1.00	1.24	1.24	1.24	74	174
19-Nov-11	8:50	Fine	001537	2.7547	2.7654	15126.18	15127.18	1.00	1.23	1.23	1.23	74	145
19-Nov-11	9:50	Fine	001589	2.7616	2.7720	15127.18	15128.18	1.00	1.23	1.23	1.23	74	141
19-Nov-11	13:00	Fine	001575	2.8468	2.8560	15128.18	15129.18	1.00	1.23	1.23	1.23	74	125
25-Nov-11	8:10	Fine	001597	2.7663	2.7811	15153.17	15154.17	1.00	1.24	1.24	1.24	74	199
25-Nov-11	9:30	Fine	001623	2.7783	2.7917	15154.17	15155.17	1.00	1.24	1.24	1.24	74	180
25-Nov-11	13:19	Fine	001601	2.7675	2.7775	15155.17	15156.17	1.00	1.24	1.24	1.24	74	134



Location: MA1e - International Finance Centre (Eastern Wing)

Report on 24-hour TSP monitoring

Action Level ($\mu\text{g}/\text{m}^3$) - 173.4

Limit Level ($\mu\text{g}/\text{m}^3$) - 260

Date	Sampling Time	Weather Condition	Filter paper no.	Filter Weight, g		Elapse Time, hr		Sampling Time, hr	Flow Rate, m^3/min			Total Volume, m^3	TSP Level, $\mu\text{g}/\text{m}^3$
				Initial	Final	Initial	Final		Initial, Q_{si}	Final, Q_{sf}	Average		
1-Nov-11	8:00	Fine	001406	2.7904	2.9178	7661.25	7685.25	24.00	1.07	1.07	1.07	1546	82
7-Nov-11	8:00	Cloudy	001508	2.7656	2.8415	7688.25	7712.25	24.00	1.23	1.23	1.23	1769	43
12-Nov-11	8:00	Fine	001527	2.8371	2.9841	7715.25	7739.25	24.00	1.24	1.24	1.24	1781	83
18-Nov-11	8:00	Fine	001564	2.7482	2.8972	7742.25	7766.25	24.00	1.18	1.18	1.18	1703	88
24-Nov-11	8:00	Fine	001530	2.7491	2.9823	7769.25	7793.25	24.00	1.24	1.24	1.24	1784	131

Report on 1-hour TSP monitoring

Action Level ($\mu\text{g}/\text{m}^3$) - 325.1

Limit Level ($\mu\text{g}/\text{m}^3$) - 500

Date	Sampling Time	Weather Condition	Filter paper no.	Filter Weight, g		Elapse Time, hr		Sampling Time, hr	Flow Rate, m^3/min			Total Volume, m^3	TSP Level, $\mu\text{g}/\text{m}^3$
				Initial	Final	Initial	Final		Initial, Q_{si}	Final, Q_{sf}	Average		
2-Nov-11	8:29	Fine	001490	2.7845	2.7950	7685.25	7686.25	1.00	1.23	1.23	1.23	74	142
2-Nov-11	9:34	Fine	001488	2.7695	2.7784	7686.25	7687.25	1.00	1.23	1.23	1.23	74	120
2-Nov-11	10:46	Fine	001510	2.7533	2.7733	7687.25	7688.25	1.00	1.23	1.23	1.23	74	271
8-Nov-11	8:48	Cloudy	001521	2.7741	2.7759	7712.25	7713.25	1.00	1.23	1.23	1.23	74	24
8-Nov-11	9:54	Cloudy	001523	2.8455	2.8471	7713.25	7714.25	1.00	1.23	1.23	1.23	74	22
8-Nov-11	10:58	Cloudy	001525	2.8318	2.8342	7714.26	7715.26	1.00	1.23	1.23	1.23	74	32
14-Nov-11	8:23	Fine	001549	2.7735	2.7845	7739.25	7740.25	1.00	1.24	1.24	1.24	74	148
14-Nov-11	9:28	Fine	001541	2.7689	2.7799	7740.25	7741.25	1.00	1.24	1.24	1.24	74	148
14-Nov-11	10:33	Fine	001543	2.7695	2.7823	7741.25	7742.25	1.00	1.24	1.24	1.24	74	173
19-Nov-11	8:20	Fine	001565	2.7440	2.7484	7766.25	7767.25	1.00	1.23	1.23	1.23	74	60
19-Nov-11	9:24	Fine	001567	2.7557	2.7637	7767.25	7768.25	1.00	1.23	1.23	1.23	74	109
19-Nov-11	10:31	Fine	001569	2.7596	2.7665	7768.25	7769.25	1.00	1.23	1.23	1.23	74	94
25-Nov-11	8:19	Fine	001555	2.7583	2.7706	7793.25	7794.25	1.00	1.24	1.24	1.24	74	166
25-Nov-11	9:42	Fine	001557	2.7730	2.7812	7794.25	7795.25	1.00	1.24	1.24	1.24	74	110
25-Nov-11	10:45	Fine	001559	2.7573	2.7655	7795.25	7796.25	1.00	1.24	1.24	1.24	74	110



Location: MA1w - International Finance Centre (Western Wing)

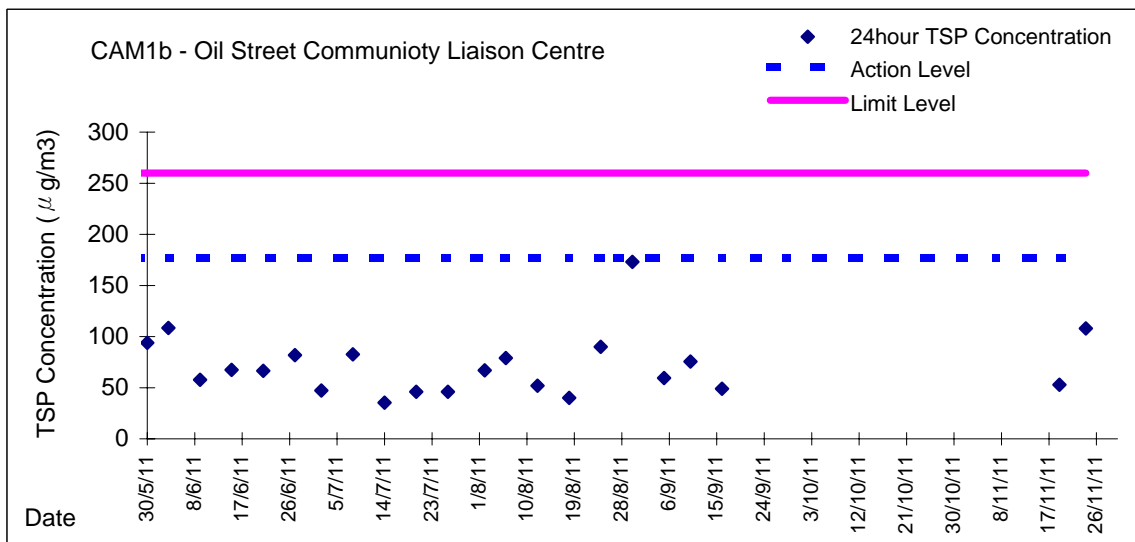
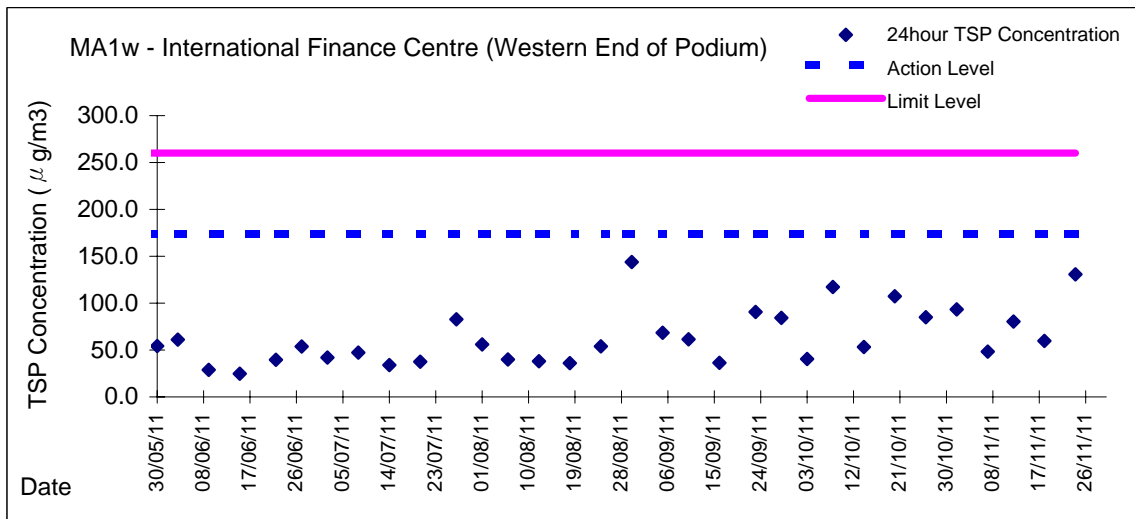
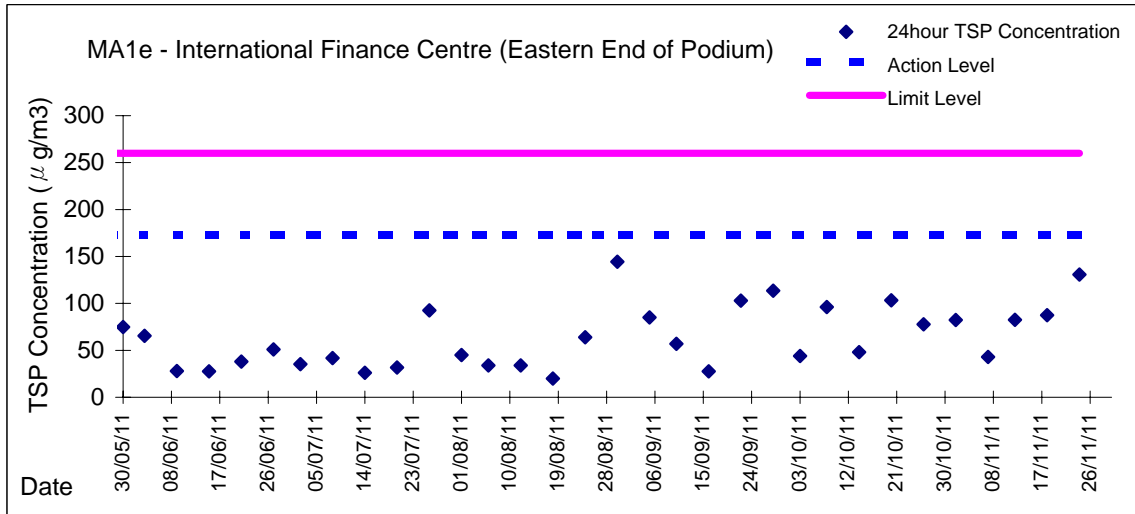
Report on 24-hour TSP monitoring
 Action Level ($\mu\text{g}/\text{m}^3$) - 173.4
 Limit Level ($\mu\text{g}/\text{m}^3$) - 260

Date	Sampling Time	Weather Condition	Filter paper no.	Filter Weight, g		Elapse Time, hr		Sampling Time, hr	Flow Rate, m^3/min			Total Volume, m^3	TSP Level, $\mu\text{g}/\text{m}^3$
				Initial	Final	Initial	Final		Initial, Q_{si}	Final, Q_{sf}	Average		
1-Nov-11	8:00	Fine	001397	2.7876	2.9706	10838.66	10862.66	24.00	1.36	1.36	1.36	1961	93
7-Nov-11	8:00	Cloudy	001507	2.7562	2.8558	10865.66	10889.66	24.00	1.43	1.43	1.43	2062	48
12-Nov-11	8:00	Fine	001528	2.7798	2.9408	10892.66	10916.66	24.00	1.39	1.39	1.39	2004	80
18-Nov-11	8:00	Fine	001563	2.7511	2.8698	10919.66	10943.66	24.00	1.38	1.38	1.38	1989	60
24-Nov-11	8:00	Fine	001529	2.7638	3.0311	10946.66	10970.66	24.00	1.42	1.42	1.42	2044	131

Report on 1-hour TSP monitoring
 Action Level ($\mu\text{g}/\text{m}^3$) - 325.1
 Limit Level ($\mu\text{g}/\text{m}^3$) - 500

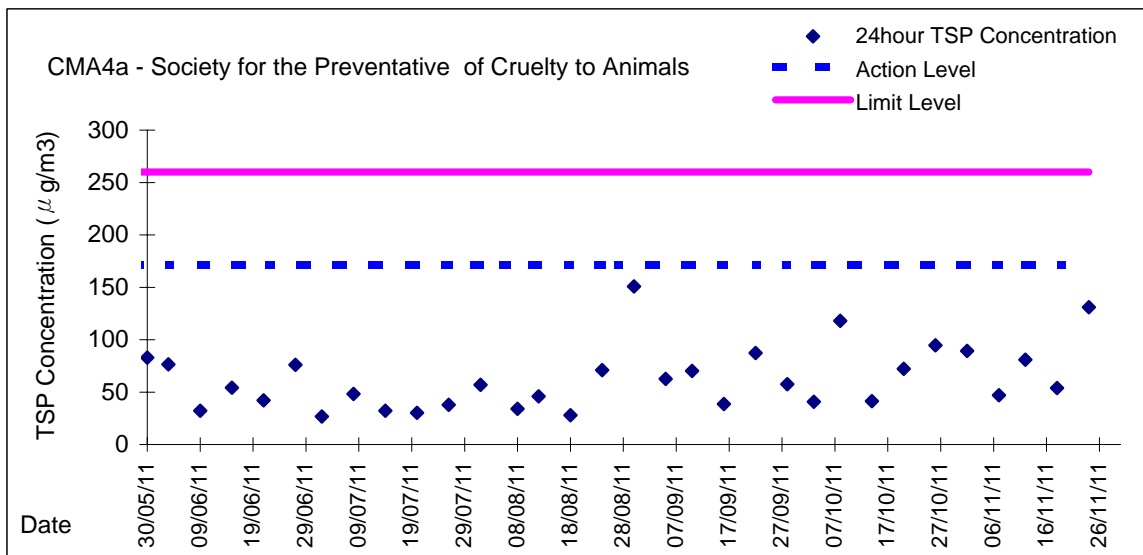
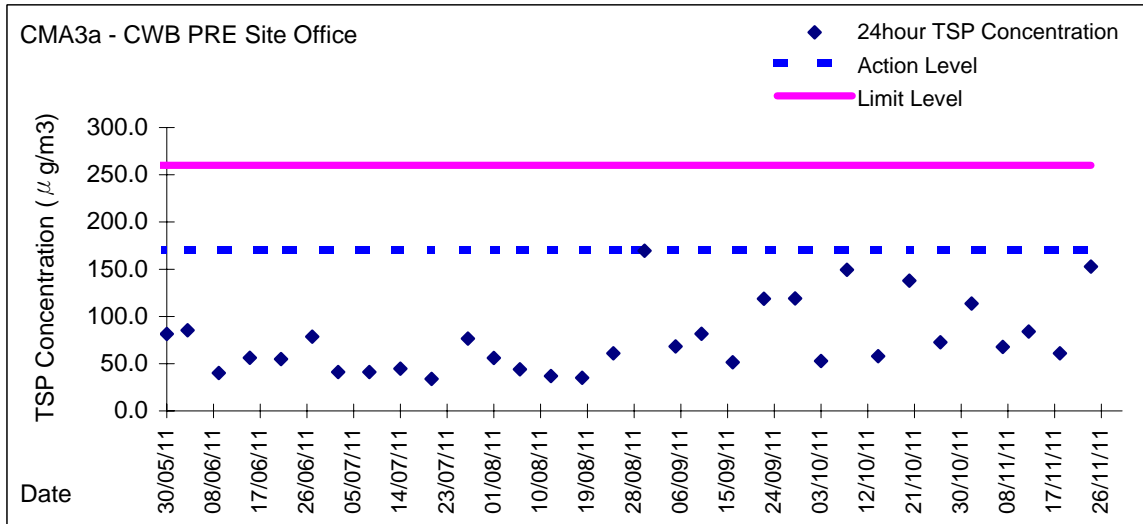
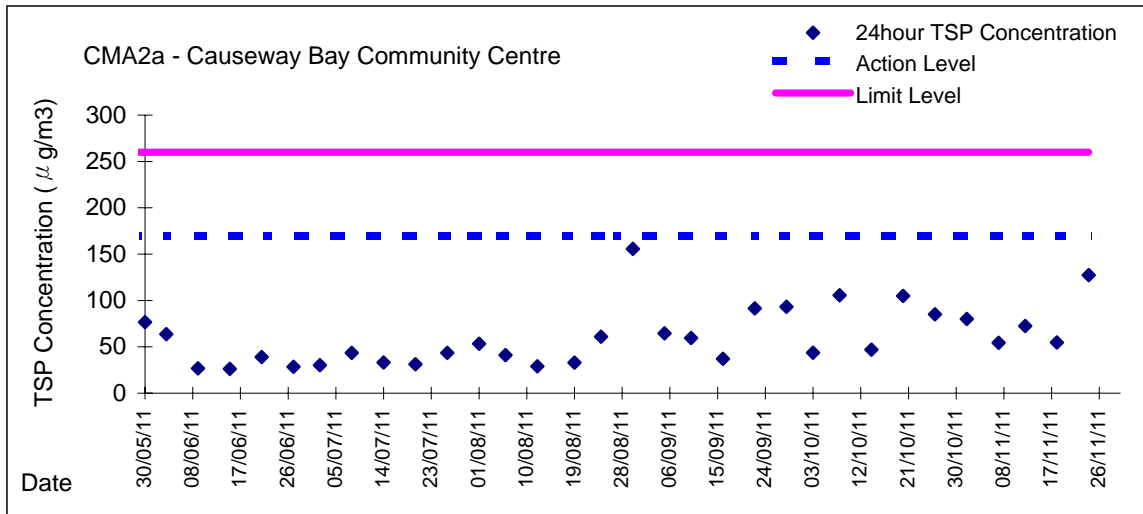
Date	Sampling Time	Weather Condition	Filter paper no.	Filter Weight, g		Elapse Time, hr		Sampling Time, hr	Flow Rate, m^3/min			Total Volume, m^3	TSP Level, $\mu\text{g}/\text{m}^3$
				Initial	Final	Initial	Final		Initial, Q_{si}	Final, Q_{sf}	Average		
2-Nov-11	8:37	Fine	001489	2.7759	2.7866	10862.66	10863.66	1.00	1.41	1.41	1.41	85	126
2-Nov-11	9:41	Fine	001487	2.7791	2.7885	10863.66	10864.66	1.00	1.44	1.44	1.44	86	109
2-Nov-11	10:53	Fine	001509	2.7572	2.7637	10864.66	10865.66	1.00	1.41	1.41	1.41	85	77
8-Nov-11	8:58	Cloudy	001522	2.8043	2.8071	10889.66	10890.66	1.00	1.39	1.39	1.39	83	34
8-Nov-11	10:00	Cloudy	001524	2.8350	2.8385	10890.67	10891.67	1.00	1.39	1.39	1.39	83	42
8-Nov-11	11:00	Cloudy	001526	2.8371	2.8405	10891.66	10892.66	1.00	1.44	1.44	1.44	86	39
14-Nov-11	8:31	Fine	001548	2.7630	2.7754	10916.66	10917.66	1.00	1.42	1.42	1.42	85	146
14-Nov-11	9:35	Fine	001542	2.7612	2.7727	10917.66	10918.66	1.00	1.42	1.42	1.42	85	135
14-Nov-11	10:39	Fine	001544	2.7599	2.7722	10918.66	10919.66	1.00	1.37	1.37	1.37	82	150
19-Nov-11	8:28	Fine	001566	2.7606	2.7669	10943.66	10944.66	1.00	1.41	1.41	1.41	84	75
19-Nov-11	9:31	Fine	001568	2.7543	2.7626	10944.66	10945.66	1.00	1.41	1.41	1.41	84	98
19-Nov-11	10:40	Fine	001570	2.7539	2.7609	10945.66	10946.66	1.00	1.33	1.33	1.33	80	87
25-Nov-11	8:27	Fine	001556	2.7628	2.7787	10970.66	10971.66	1.00	1.42	1.42	1.42	85	187
25-Nov-11	9:48	Fine	001558	2.7595	2.7710	10971.66	10972.66	1.00	1.42	1.42	1.42	85	135
25-Nov-11	10:53	Fine	001560	2.7554	2.7658	10972.66	10973.66	1.00	1.42	1.42	1.42	85	122

Graphic Presentation of 24 hour TSP Result



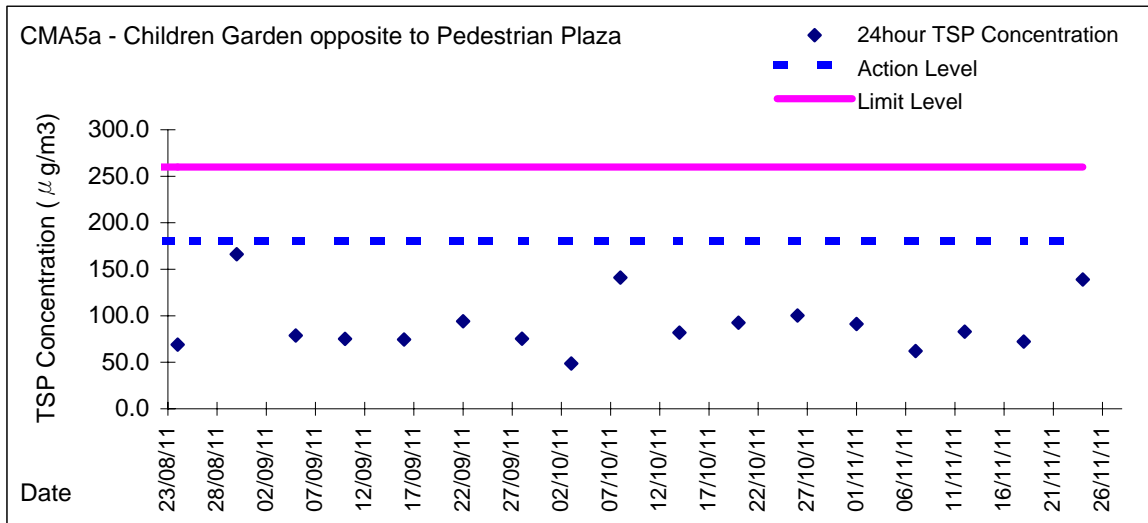


Graphic Presentation of 24 hour TSP Result



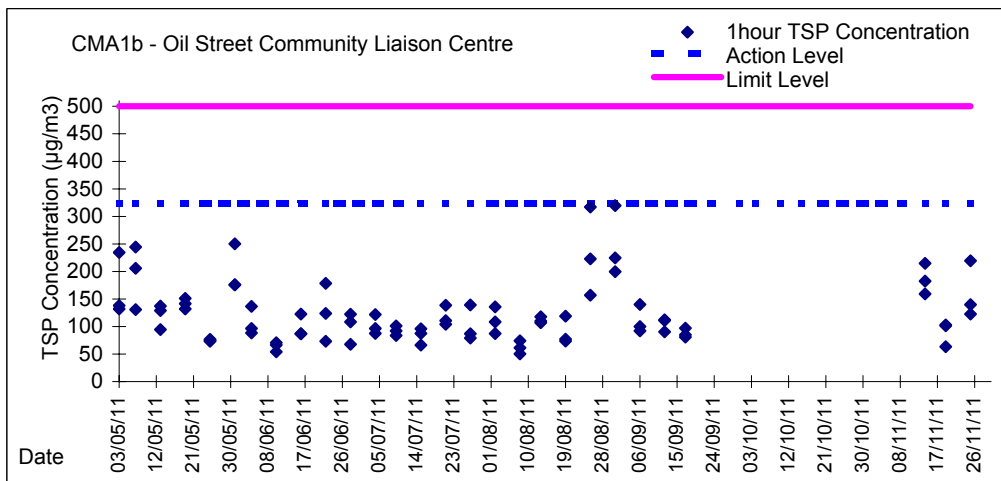
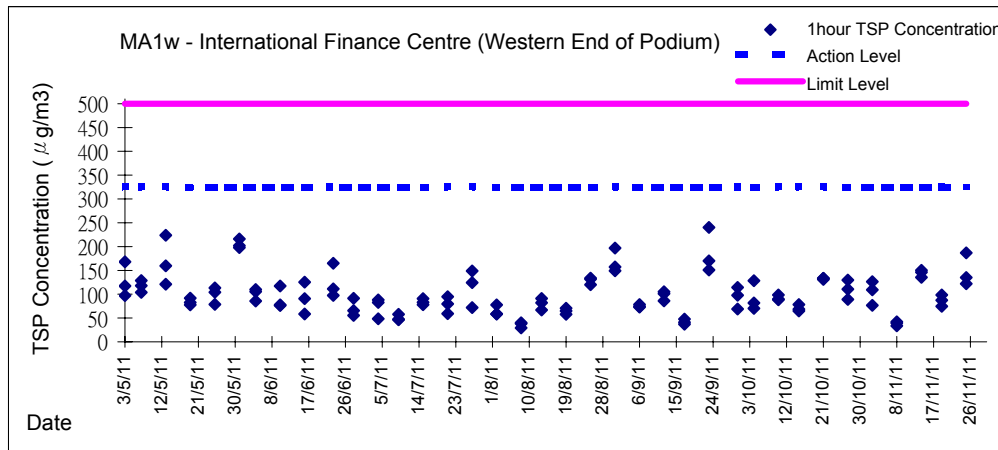
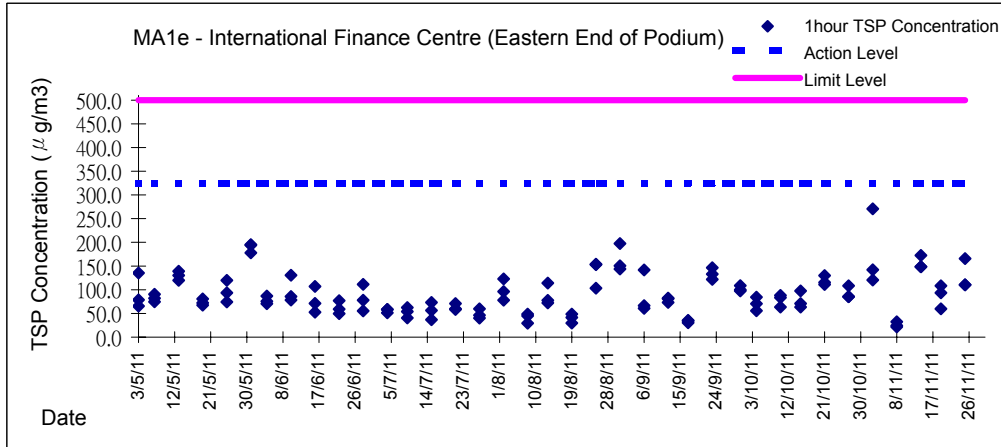


Graphic Presentation of 24 hour TSP Result

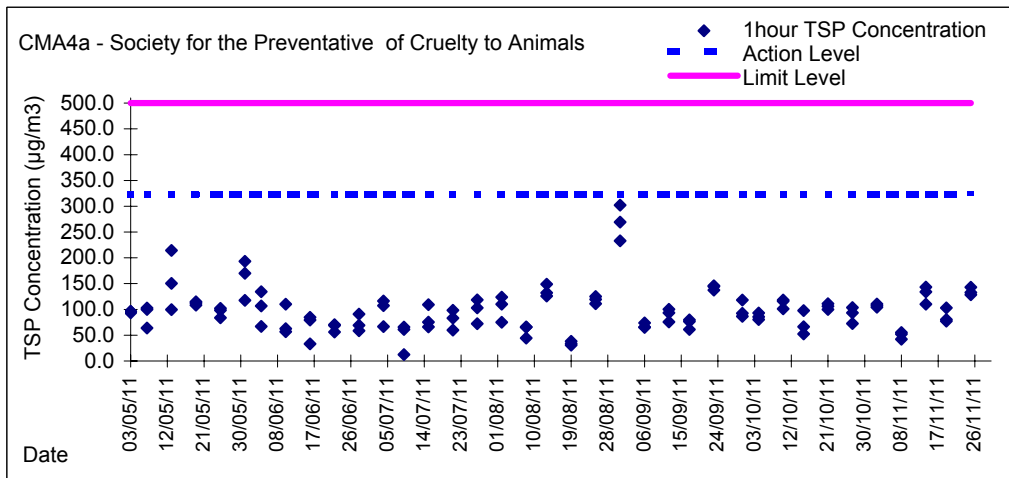
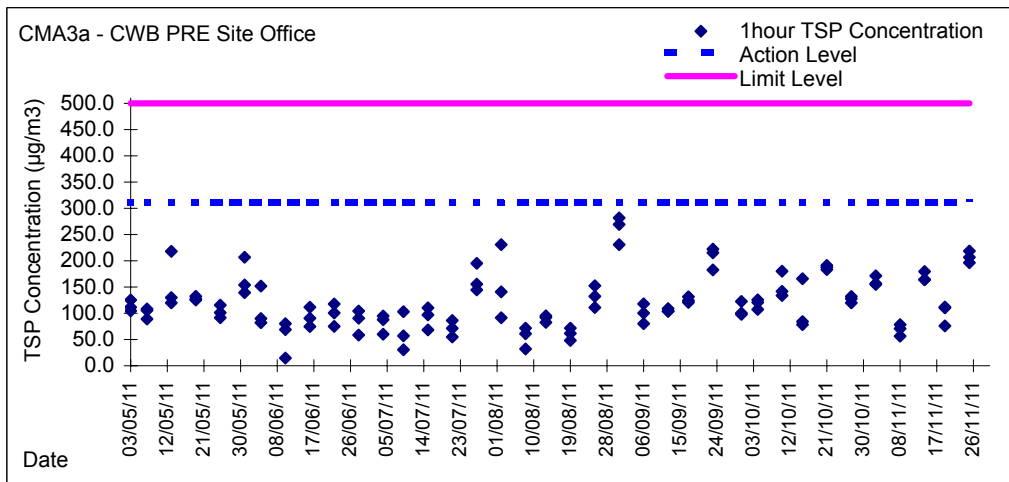
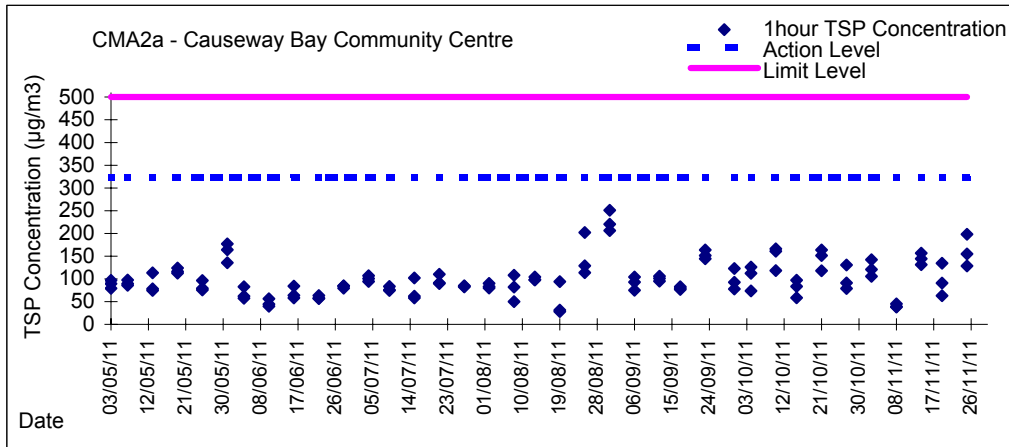




Graphic Presentation of 1 hour TSP Result



Graphic Presentation of 1 hour TSP Result





Graphic Presentation of 1 hour TSP Result

